

US West 2015-2, USA

7-8/2015

Part 1

Gaash Hazan



Day 1 – Rocky Mountain National Park (1)
Hike: Bear lake -> Fren lake -> Cub lake -> Fren lake trail head
Picture: Bear lake





Snow on the ground at mid July







Odessa lake




Fren lake





Cub lake





Day 2 - Rocky Mountain National Park (2)
Driving the 'Old Fall River Road', an uphill only dirt road



Almost at the top. Note the road snow markers









Alpine visitor center, 3595m



To Alpine visitor center outlook



The view from Alpine visitor center outlook



At Alpine visitor center outlook, 3659m



Driving the scenic way to Grand Lake. It was disappointing.



A nice surprise, Elks just along the road





Grand lake at bad weather, light rain





Outside temperature: 44°F = 6°C





A view point without a view









It stopped there for a few minutes, blocking the road



(Day 3 – work meeting with partners)

Day 4 – Denver to Seattle flight & Mt. St. Helens.

Almost missed the flight due to very long security line at Denver airport



On the way to Mt. St. Helens



**Mt. St. Helens – An active volcano
Last eruption at 1980 causing major damage and a few fatalities**





A beautiful view from the theater



A seismograph monitors kids jumps. The kids love it



A ranger talk on the mountain eruptions



Eruption knocked down trees a few Km-s away



Day 5 – Mount Rainier National Park (1)



**On the way to Paradise visitor center. Very low clouds.
A ranger there advised me to driver 2.5 hours to Sunrise point
where weather should be better. It was. Very smart move.**





Rangers house at Sunrise point



Hike: Burroughs peaks 1,2 & 3 & Shadow lake





Frozen lake











Note the people
















The (social) route to Burroughs peak 3, the snowed cap on the right









Me at peak 3



Mt. Rainier glacier



**Low clouds got in. Visibility dropped.
Luckily it was enough to find the route.**







Shadow lake



My self prize, a desert at the end of a long day



On the way back to the motel



Day 6 – Mt. Rainer National Park (2)
Mt. Rainer (4392m)




The rangers house



Hike to Skyscraper peak





The route. Also note the people



**Views from the peak
Mt. Rainier (4392m)**

















**Day 7 – Snoqualmie falls & Seattle
Snoqualmie falls (82m)**



A short forest hike to the falls base



Snoqualmie river



On the way to Seattle. At last, multi lane road.



Pike Market







I had lunch at this place



We don't have a menu because we cook what we want

Sarap Chicken Wing
\$9.95

CHICKEN ADOBO RICE-N-PANCIT
\$7.99
PORK ADOBO RICE-N-PANCIT
\$9.95

ORDER ONLY WHEN WE MAKE EYE CONTACT

HOMESTYLE FILIPINO COOKING "MASARAPA"

PLEASE KEEP PETS AWAY FROM THE FOOD... THE HEALTH DEPT. LIKE DOGS, STAY AWAY FROM THE FOODS... WE WILL REPORT YOU.

Chicken Wings \$9.95

Longganisa Pancit Rice \$8.95

Chicken Adobo Pancit Rice \$7.99

fried juice \$0.95

DO NOT SET YOUR FOOD OR DRINK ON THE COUNTER

DO NOT STICK YOUR FINGER INTO THE FOOD



At Seattle Aquarium (I've seen much better)







The people are inside a dome, the fishes are outside



Seattle underground tour



Below the pavement







Back to Pike market



**Apple cider in various flavors.
Buy a cup, taste as much as you want and then fill the cup**



Parking rates trap. \$3/hour but \$30 for 5 hours. Big ouch.



**A pleasant surprise, my motel has a small kitchen.
I can cook home food 😊**



And 2nd surprise, Walmart was just across the road. Perfect!



**Day 8 – Mt. Baker (3286m)
On the way to Mt. Baker**





Weather was awful, low clouds and some light rain







The only thing I could do it to take beautiful pictures









Artist point outlook



Day 9 – Boeing tour, Chittenden locks
At Boing visitor center






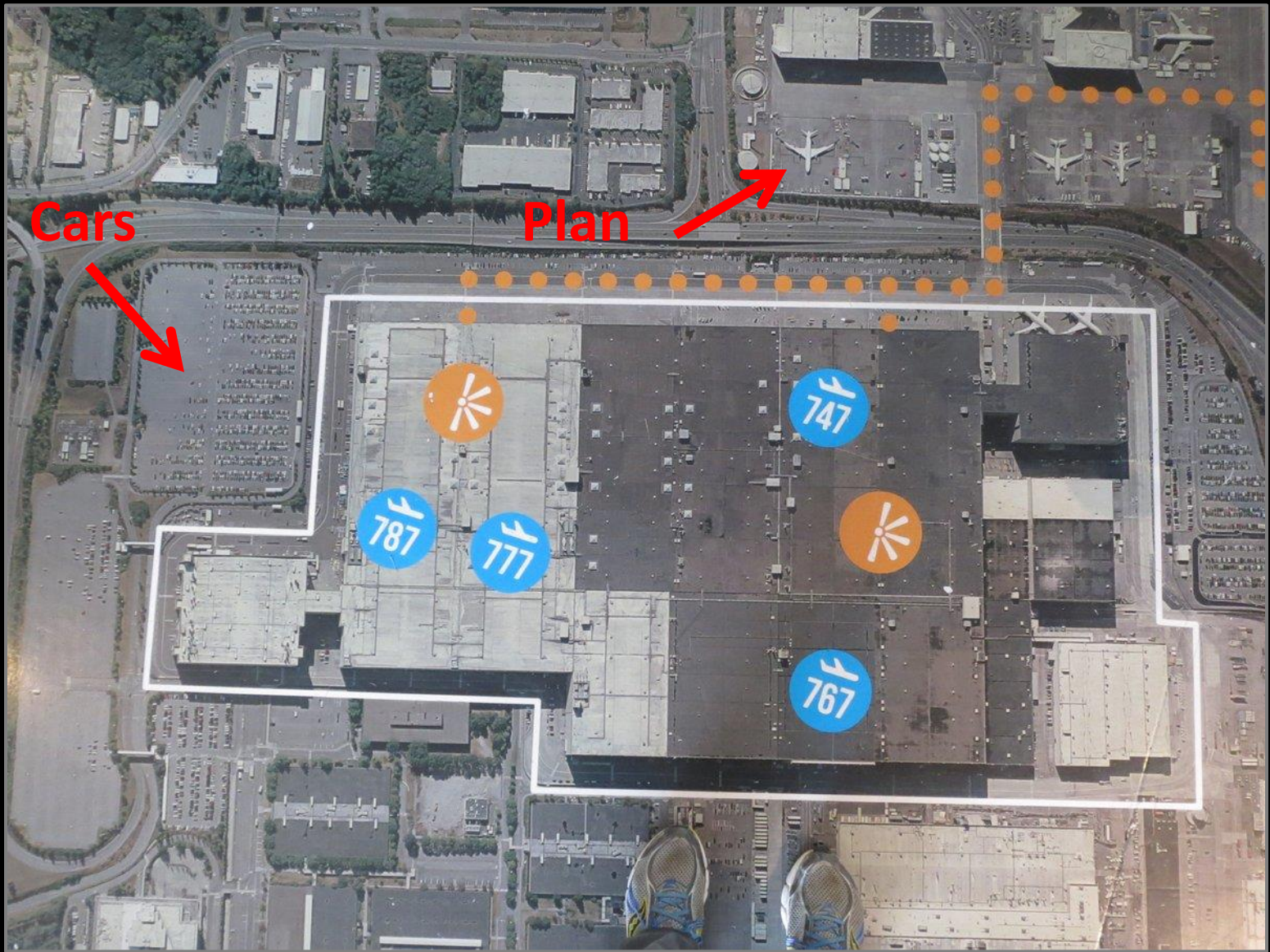
**Weight, strength and stiffness experience
 Copper fibers win big time**



I never thought 747 tail is so big. It was a shock for me.



**Boeing assembly building, the largest building the world (by volume).
Sorry, no pictures during the tour.**



Cars

Plan

787

777

747

767


It is simply huge




Dog water



Chittenden locks





Salmon ladder viewing



Salmon ladder










**Day 10 – Seattle Center
The Space Needle (184m)**



**The view from the Space Needle at 9:56AM
So, I waited with a Mocha and Lemon cake**



**The Space Needle deck at 9:30
Visibility improved a lot in 35 minutes**








Chihuly Garden and Glass




















**Experience Music Project (EMP) Museum
Learn to play guitar room**





RULE 1.

THE ROAD RUNNER CANNOT HARM THE COYOTE
EXCEPT BY GOING "BEEP-BEEP!"

RULE 2.

NO OUTSIDE FORCE CAN HARM THE COYOTE - ONLY HIS OWN
INEPTITUDE OR THE FAILURE OF THE ACME PRODUCTS.

RULE 3.

THE COYOTE COULD STOP ANYTIME - IF HE WERE NOT A FANATIC.
(REPEAT: "A FANATIC IS ONE WHO REDOUBLES HIS EFFORT WHEN
HE HAS FORGOTTEN HIS AIM." -GEORGE SANTAYANA)

RULE 4.

NO DIALOGUE EVER, EXCEPT "BEEP-BEEP!"

RULE 5.

THE ROAD RUNNER MUST STAY ON THE ROAD - OTHERWISE,
LOGICALLY, HE WOULD NOT BE CALLED ROAD RUNNER.

RULE 6.

ALL ACTION MUST BE CONFINED TO THE NATURAL ENVIRONMENT
OF THE TWO CHARACTERS - THE SOUTHWEST AMERICAN DESERT.

RULE 7.

ALL MATERIALS, TOOLS, WEAPONS, OR MECHANICAL CONVENIENCES
MUST BE OBTAINED FROM THE ACME CORPORATION.

RULE 8.

WHENEVER POSSIBLE, MAKE GRAVITY THE COYOTE'S GREATEST ENEMY.

RULE 9.

THE COYOTE IS ALWAYS MORE HUMILIATED THAN HARMED
BY HIS FAILURES.




Road Runner rules



Star war and the power of costume






DROID DESIGN: C-3PO AND R2-D2

Designed in 1977, C-3PO is the most recognizable droid in the Star Wars universe. He is a protocol droid, meaning he is designed to assist in diplomatic relations. He is a humanoid, which makes him the most relatable of all the droids. He is also the most expensive, with a value of over \$10 million. He is also the most popular, with a fan base that spans across all ages. He is also the most versatile, with the ability to speak over 6 million different languages. He is also the most loyal, with a devotion to his master that is unwavering. He is also the most elegant, with a design that is both functional and beautiful. He is also the most iconic, with a look that is instantly recognizable. He is also the most beloved, with a fan base that is as large as the galaxy itself. He is also the most important, with a role that is central to the story of the Star Wars franchise. He is also the most inspiring, with a character that has become a symbol of hope and courage. He is also the most memorable, with a presence that has left an indelible mark on the hearts of millions of fans. He is also the most remarkable, with a design that has inspired countless other droids in popular culture. He is also the most extraordinary, with a character that has become a true legend. He is also the most magnificent, with a look that is truly awe-inspiring. He is also the most magnificent, with a character that has become a true legend. He is also the most magnificent, with a look that is truly awe-inspiring.













Pull and free the ball to play a tone. Each poll has different tone.



At Pacific Science Center (PST) - Disappointing









Seattle's Monorail



At Seattle airport.
Post security check, bottle water fill up



Waiting for late night flight to San Francisco (for work)



(Days 11-14 – work)
Day 15 – San Francisco – Exploratorium

The toilet was never used. Would you drink from its water tap?!



square wheel

A square wheel can roll smoothly—
if the "road" is the right shape.

Try this:

- Place the square wheel at one end of the bumpy road.
- Give the back center axle of the wheel a push and watch it roll.
- Notice that the center of the wheel stays at a constant height as it rolls.



A wheel whose axis remains at the same height above the ground will roll smoothly on a flat surface.



The square wheel rolls on the bumpy road smoothly because the wheel's center stays at a constant height.



The square wheel rolls on the bumpy road smoothly because the wheel's center stays at a constant height.

Square wheel. Tested it. It roles smoothly.



San Francisco bay



On the way to the ferry terminal



Dinner at a small place near the laundry



**Day 16 – From San Francisco to Big Sur along the beaches
17 mile drive**









Garrapata State Park







Big Sur





(Day 17 – work and fly to Denver)
Day 18 – work, DL glass shop, Mt. Evans



On the way to Mt. Evans







Summit lake



The road gets very narrow close to the top





Mt. Evans (4310m)



Views from the peak, summit Lake







